


Shielded cable terminal blocks, type WST – for trouble-free operation

High interference immunity is an important topic in industrial and process technology. It is one of the key factors affecting the availability of plants. For our **selos** and **fasis** terminal block series, we offer WST, a system that enables the cable shield to be connected to the housing earth in a simple, practical manner.


Features

- Simple mounting - also if upgraded, service and maintenance
- Broad range – up to 32 mm cable diameter
- Top-quality, maintenance-free technology
- Various mounting options



Top-quality technology

- Vibration-proof spring-type technology
- Large-area and low impedance connection
- Highly corrosion resistance
- Durable clamping body from hardened steel



Various applications

- On busbar
- On rail TS 35
- On C-profile
- With screw for mounting plates



Various accessories


- Busbar support for TS 35
- Busbar support for insulated mounting
- Connection terminals



Shielded cable terminals

Shielded cable terminals *fasis* WST ...


- for mounting on busbar 10 x 3 mm



Description	Type	Part No.	Std. Pack	
Shielded cable terminals <i>fasis</i>				
8 mm	WST 8	Z2.803.3010.0	10	
13.5 mm	WST 13,5	Z2.803.3110.0	10	
20 mm	WST 20	Z2.803.3210.0	10	
32 mm	WST 32	Z2.803.3310.0	10	
Technical data				
Width / length / height [mm]	WST 8	WST 13.5	WST 20	WST 32
	13 x 18 x 26	19 x 22 x 32	24 x 27 x 40	36 x 32 x 64
Connectible cable diameter	3 - 8 mm	4 - 13.5 mm	10 - 20 mm	15 - 32 mm

Shielded cable terminals *fasis* WST C


- for mounting on C-profile



Description	Type	Part No.	Std. Pack	
Shielded cable terminals <i>fasis</i>				
8 mm	WST 8 / C	Z2.803.4010.0	10	
13.5 mm	WST 13,5 / C	Z2.803.4110.0	10	
20 mm	WST 20 / C	Z2.803.4210.0	10	
32 mm	WST 32 / C	Z2.803.4310.0	10	
Technical data				
Width / length / height [mm]	WST 8 / C	WST 13.5 / C	WST 20 / C	WST 32 / C
	13 x 18 x 26	19 x 22 x 32	24 x 27 x 40	36 x 32 x 64
Connectible cable diameter	3 - 8 mm	4 - 13.5 mm	10 - 20 mm	15 - 32 mm
Mounting screw	M 4	M 4	M 4	M 4
Accessories				
Mounting rail, galvanized steel	L = 2 m	98.400.0000.0	1	
Mounting feet	light gray	Z1.980.0040.0	10	
Ground terminal for mounting rail	9700/10E/1	Z2.302.1321.0	10	

Shielded cable terminals *fasis* WST D


- for mounting on mounting plate



Description	Type	Part No.	Std. Pack	
Shielded cable terminals <i>fasis</i>				
8 mm	WST 8 / D	Z2.803.5010.0	10	
13.5 mm	WST 13,5 / D	Z2.803.5110.0	10	
20 mm	WST 20 / D	Z2.803.5210.0	10	
32 mm	WST 32 / D	Z2.803.5310.0	10	
Technical data				
Width / length / height [mm]	WST 8 / D	WST 13.5 / D	WST 20 / D	WST 32 / D
	13 x 18 x 26	19 x 22 x 32	24 x 27 x 40	36 x 32 x 64
Connectible cable diameter	3 - 8 mm	4 - 13.5 mm	10 - 20 mm	15 - 32 mm
Mounting screw	M 4	M 4	M 4	M 4


Shielded cable terminals *fasis* WST .../T35

- for mounting on TS 35 mounting rail



Description	Type	Part No.	Std. Pack
Shielded cable terminals <i>fasis</i>			
8 mm	WST 8 / TS 35	Z2.803.6010.0	10
13.5 mm	WST 13,5 / TS 35	Z2.803.6110.0	10
20 mm	WST 20 / TS 35	Z2.803.6210.0	10
Technical data			
Width / length / height [mm]	WST 8	WST 13.5	WST 20
	13 x 52 x 54	19 x 52 x 60	24 x 52 x 68
Connectible cable diameter	3 - 8 mm	4 - 13.5 mm	10 - 20 mm

Busbar support & accessories

Busbar support	Description	Type	Part No.	Std. Pack
	Busbar support			
	Busbar support (one-side), tin-plated steel	WE SH 1/35	Z5.515.3310.0	20
	Busbar support (two-sided), tin-plated steel	WE SH 2/35	Z5.515.3410.0	20
	Busbar support (two-sided), tin-plated steel	WE SH 3/35	Z5.519.0310.0	25
	Busbar support (one-side), tin-plated steel	WE SH 4/35	Z5.519.0410.0	25
	Busbar support plastic, black	WST H 10x3	Z1.980.0253.0	20

Accessories	Description	Type	Part No.	Std. Pack
	Accessories			
	Ground Terminal, bright	WAK 35/2	30.494.4121.0	50
	Ground Terminal, black	WAK 35/2 SW	30.494.4021.1	50
	Busbar, Cu tin-plated copper	L = 1 m 9813M SN 10x3	98.290.1000.0	20